



Manners at **the Masjid**

ummiankids.com

A little note for you

Salam,

First of all, thank you for downloading! Here are a few guidelines when sharing my downloads.

- All files purchased or downloaded for free from ummiandkids.com is for **personal use only**.
- No redistribution of our digital files on other online platforms (e.g. Facebook, WhatsApp)

Free resources:

- You are free to share our free resources with others by **sharing the link below**
<https://ummiandkids.com/library-login/>

Purchased products:

- You may only use the purchased products for your own children or students only.

With love,
Ummu Muhammad



UMMIANDKIDS.COM



Do'a entering the masjid

اللَّهُمَّ افْتَحْ لِي أَبْوَابَ رَحْمَتِكَ

"O Allah, open the gates of Your mercy for me."

[Muslim 1/494]

Do'a leaving the masjid

بِسْمِ اللَّهِ
وَالصَّلَاةُ وَالسَّلَامُ عَلَى رَسُولِ اللَّهِ،
اللَّهُمَّ إِنِّي أَسْأَلُكَ مِنْ فَضْلِكَ،
اللَّهُمَّ اعصمني مِنَ الشَّيْطَانِ الرَّجِيمِ

"In the Name of Allah, and peace and blessings be upon the Messenger of Allah. O Allah, I ask for Your favor, O Allah, protect me from Satan the outcast."

[Fortress of the Muslim]



Dress nicely



Enter with right leg



Soft voice



Walking feet



Smile and spread salam



Do not cross in front of a praying person



Keep the masjid clean



Leave with left feet

Manners at the masjid bookmark!

Print out the next 2 pages, double sided.
Cut and laminate to make a bookmark.



Enter with right leg



Soft voice



Walking feet



Do not cross in front of a praying person



Keep the masjid clean



Do'a entering the masjid
اللَّهُمَّ افْتَحْ لِي أَبْوَابَ رَحْمَتِكَ
"O Allah, open the gates of Your mercy for me."
[Muslim 1/484]

Do'a leaving the masjid
بِسْمِ اللَّهِ وَالصَّلَاةِ وَالسَّلَامِ عَلَى رَسُولِ اللَّهِ،
اللَّهُمَّ إِنِّي أَسْأَلُكَ مِنْ فَضْلِكَ
اللَّهُمَّ اعصمني مِنَ الشَّيْطَانِ الرَّجِيمِ
"In the Name of Allah, and Peace and Blessings be
Upon the Messenger of Allah, O Allah, I ask for Your
favor, O Allah, protect me from Satan the outcast."
[Fortress of the Muslim]



Enter with right leg



Enter with right leg



Enter with right leg



Soft voice



Soft voice



Soft voice




Walking feet




Walking feet




Walking feet



Do not cross in front of a praying person



Do not cross in front of a praying person



Do not cross in front of a praying person



Keep the masjid clean



Keep the masjid clean




Keep the masjid clean

Do'a entering the masjid

اللَّهُمَّ افْتَحْ لِي أَبْوَابَ رَحْمَتِكَ

"O Allah, open the gates of Your mercy for me."

[Muslim 1/494]




Do'a entering the masjid

اللَّهُمَّ افْتَحْ لِي أَبْوَابَ رَحْمَتِكَ

"O Allah, open the gates of Your mercy for me."

[Muslim 1/494]



Do'a leaving the masjid

بِسْمِ اللَّهِ وَالصَّلَاةِ وَالسَّلَامِ عَلَى رَسُولِ اللَّهِ،
اللَّهُمَّ اعْصِمْنِي مِنَ الشَّيْطَانِ الرَّجِيمِ،

"In the Name of Allah, and peace and blessings be upon the Messenger of Allah. O Allah, I ask for Your favor, O Allah, protect me from Satan the outcast."

[Fortress of the Muslim]

Do'a leaving the masjid

بِسْمِ اللَّهِ وَالصَّلَاةِ وَالسَّلَامِ عَلَى رَسُولِ اللَّهِ،
اللَّهُمَّ اعْصِمْنِي مِنَ الشَّيْطَانِ الرَّجِيمِ

"In the Name of Allah, and peace and blessings be upon the Messenger of Allah. O Allah, I ask for Your favor, O Allah, protect me from Satan the outcast."

[Fortress of the Muslim]

Do'a leaving the masjid

بِسْمِ اللَّهِ وَالصَّلَاةِ وَالسَّلَامِ عَلَى رَسُولِ اللَّهِ،
اللَّهُمَّ اعْصِمْنِي مِنَ الشَّيْطَانِ الرَّجِيمِ

"In the Name of Allah, and peace and blessings be upon the Messenger of Allah. O Allah, I ask for Your favor, O Allah, protect me from Satan the outcast."


[Fortress of the Muslim]

Do'a entering the masjid

اللَّهُمَّ افْتَحْ لِي أَبْوَابَ رَحْمَتِكَ

"O Allah, open the gates of Your mercy for me."

[Muslim 1/494]



Activity Idea: Build a masjid craft




What you will need:

- Coloured paper
- Foam
- Glue
- Scissors

How?

Cut the foam into shapes to build the masjid. You may use the template of the masjid in the next page as a guide.

Invite your kids to arrange the shapes into a masjid and glue them all together onto a coloured paper to make a masterpiece!



Credits

This activity kit has been designed using resources from
Freepik.com

Illustrations of people by brgfx - freepik.com

You are free to share our free resources with others
by sharing the link below

<https://ummiandkids.com/library-login/>